

**PLEASE CHECK WWW.MOLEX.COM FOR LATEST PART INFORMATION**

**Part Number:** [0391000904](#)  
**Status:** **Active**  
**Description:** 8.00mm (.315") Pitch Beau™ Eurostyle™ Two-Screw Terminal Strips, 4 Circuits, Low Profile

**Documents:**

[3D Model](#) [RoHS Certificate of Compliance \(PDF\)](#)  
[Drawing \(PDF\)](#)

**Agency Certification**

CSA 25562  
 UL E82573

**General**

Product Family Terminal Blocks  
 Series [39100](#)  
 Application Wire-to-Wire  
 Component Type One Piece  
 Product Literature Order No USA-303  
 Product Name Eurostyle™ Two Screw  
 Type Euro Block

**Physical**

Circuits (Loaded) 4  
 Entry Angle Horizontal  
 Flammability 94V-2  
 Lock to Mating Part None  
 Number of Rows 2  
 Orientation Vertical  
 PCB Retention Yes  
 Panel Mount Mounting Holes Between Circuit  
 Pitch - Mating Interface (in) 0.315 In  
 Pitch - Mating Interface (mm) 8.00 mm  
 Pitch - Term. Interface (in) 0.315 In  
 Pitch - Term. Interface (mm) 8.00 mm  
 Polarized to Mating Part No  
 Stackable No  
 Temperature Range - Operating 100°C  
 Wire Size AWG 12, 14, 16, 18, 20, 22

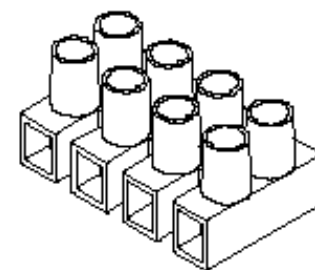
**Electrical**

Current - Maximum per Contact 20A  
 Voltage - Maximum 300V

**Material Info**

**Reference - Drawing Numbers**

Sales Drawing SD-39100-001



Series

image - Reference only

**EU RoHS**

**ELV and RoHS Compliant**  
**REACH SVHC**  
 Not Reviewed  
**Halogen-Free Status**  
**Not Reviewed**

**China RoHS**

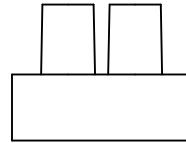
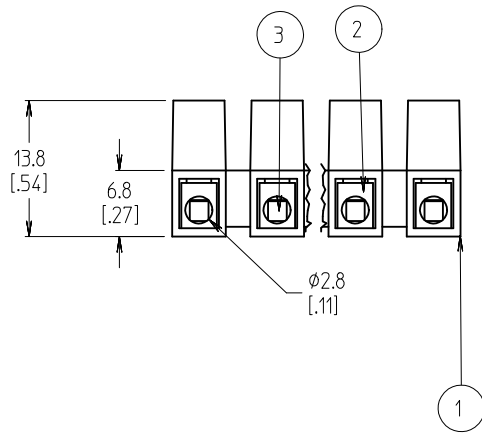
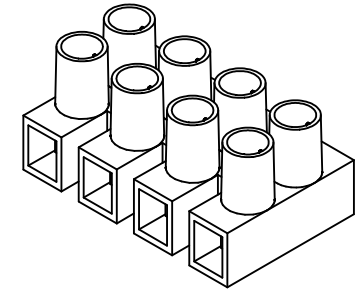
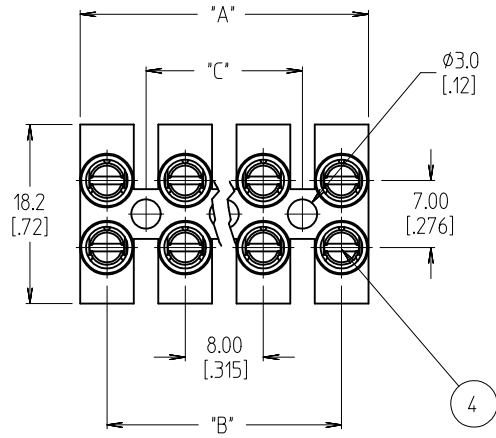


**Need more information on product environmental compliance?**

Email [productcompliance@molex.com](mailto:productcompliance@molex.com)  
 For a multiple part number RoHS Certificate of Compliance, [click here](#)

Please visit the [Contact Us](#) section for any non-product compliance questions.

**Search Parts in this Series**  
[39100Series](#)



NUMBER OF CIRCUITS	"A" DIM.	"B" DIM.	"C" DIM.	MATERIAL NUMBER
01	5.46 [0.215]	N/A	N/A	391000901
02	13.46 [0.530]	8.00 [0.315]	N/A	391000902
03	21.46 [0.845]	16.00 [0.630]	8.00 [0.315]	391000903
04	29.46 [1.160]	24.00 [0.945]	16.00 [0.630]	391000904
05	37.47 [1.475]	32.00 [1.260]	24.00 [0.945]	391000905
06	45.47 [1.790]	40.01 [1.575]	32.00 [1.260]	391000906
07	53.47 [2.105]	48.01 [1.890]	40.00 [1.575]	391000907
08	61.47 [2.420]	56.01 [2.205]	48.00 [1.890]	391000908
09	69.47 [2.735]	64.01 [2.520]	56.00 [2.205]	391000909
10	77.47 [3.050]	72.01 [2.835]	64.00 [2.520]	391000910
11	85.47 [3.365]	80.01 [3.150]	72.00 [2.835]	391000911
12	93.47 [3.680]	88.01 [3.465]	80.00 [3.150]	391000912

NOTES:

1. MATERIAL: SEE TABLE
2. FINISHES: SEE TABLE
3. "XX" REFERS TO THE NUMBER OF CIRCUITS
4. ASSEMBLY IS ROHS COMPLIANT BY EXEMPTION. COMPONENTS MARKED WITH AN ASTERISK (\*) ARE ROHS COMPLIANT BY EXEMPTION, ALL OTHERS ARE ROHS COMPLIANT.

4	XX*2	CLAMPING SCREWS, M2.6 (B)	STEEL	ZINC
3	XX	WIRE PROTECTOR	BRASS	NICKEL
2	XX	TERMINAL (*)	BRASS	NICKEL
1	1	INSULATOR	NYLON 6	CLEAR
ITEM	QTY.	DESCRIPTION	MATERIAL	FINISH

<b>REVISED &amp; REDRAWN</b> EC NO: WNA2010-0649 DRAWN: CLYORK 2010/04/26 CHKD: DTITUS 2010/04/26 APPR: DTITUS 2010/04/28	QUALITY SYMBOLS ▽=0 ▽=0	GENERAL TOLERANCES (UNLESS SPECIFIED)		DIMENSION STYLE <b>MM/IN</b>		SCALE <b>2:1</b>	DESIGN UNITS <b>INCH</b>	THIRD ANGLE PROJECTION	
		4 PLACES ± --- ± --- 3 PLACES ± --- ± .005 2 PLACES ± 0.13 ± .010 1 PLACE ± 0.3 ± ---	mm INCH	DRAWN BY CLYORK	DATE 2010/04/26	TITLE <b>8MM PITCH LOW PROFILE WITH WIRE PROTECTORS</b>			
		ANGULAR ± 2 °		CHECKED BY DTITUS	DATE 2010/04/26	MOLEX INCORPORATED			
		DRAFT WHERE APPLICABLE MUST REMAIN WITHIN DIMENSIONS		APPROVED BY DTITUS	DATE 2010/04/27	MATERIAL NO. SEE CHART	DOCUMENT NO. SD-39100-001	SHEET NO. 1 OF 1	